


# Save time and money by harnessing the power of remote video production

The popularity of video is undeniable, especially short-form video. But learning content isn't the same as TikTok or Instagram Stories, as clients tend to expect a higher level of production value. In-person video shoots with all the equipment, crew, and travel costs can kill your budget. But what if you could produce high-quality video content for a fraction of the cost, and do it all remotely?



## How remote video production works



### 1 Subjects connect with a director by clicking a link

In just a few minutes, we can share a link and be ready to shoot your video



### 2 Record using equipment you already own

Built-in cameras and mics on your computer work fine, but a smartphone is even better



### 3 Quick post-production process to add polish

Videos upload in real-time, letting us quickly start with editing and graphics




### 4 Deliver as a standalone or add-on solution

Videos are easily uploaded to a streaming platform or embedded elsewhere

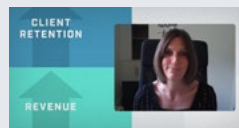
## Use cases



QUICK INTERVIEWS



LEADERSHIP MESSAGES



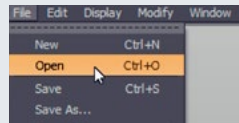
HOST-LED CONTENT



DEMONSTRATIONS



PANEL DISCUSSIONS



SOFTWARE TUTORIALS

## Making it shine

- ✓ Video direction & coaching
- ✓ Expert scriptwriting
- ✓ Video editing & graphics
- ✓ Equipment consultation
- ✓ Captioning & translation
- ✓ Hosting & distribution

Looking to step up your video content game?

We'd love to chat about how remote video production can make your vision a reality.

GET IN TOUCH

*Ardent*  
www.ardentlearning.com